




# Water for Peace

**Activation Kit for Schoolchildren**  
World Water Day 2024






**Introduction:**

Welcome to the "Water for Peace" Activation Kit for Schoolchildren! This kit is designed to engage students in learning about the importance of water conservation and peace-building through fun and educational activities, with a special focus on using art and football.





# ACTIVITY I.

## Create Your Peaceful Water Mandala

- **Objective:** Encourage creativity and develop mindfulness skills.
- **Materials needed:** Paper and pens.
- **Instructions:**
  - Have students paint mandalas on the importance of water conservation in promoting peace. Students are encouraged to use the template provided.
  - Present and discuss the mandalas, celebrate the work done and give recognition to each other.

## Water for Peace Mandala Art Show

- **Objective:** Promote creativity and environmental consciousness through art.
- **Materials needed:** Student mandala artwork, strings or ropes, exhibition space.
- **Instructions:**
  - Organize an art show featuring students' mandala artwork focused on water and peace.
  - Invite parents and other students to visit the exhibition.
  - Send your photos from the event to [campaigns@unwater.org](mailto:campaigns@unwater.org)





UN WATER

**22 MARCH**  
**WORLD WATER DAY**

2024 Water for Peace







# ACTIVITY II.

## Make A Peaceful Water Pledge

- **Objective:** Have students commit to actions that promote water conservation and peace.
- **Materials needed:** Paper and pens.
- **Instructions:**
  - Provide students with paper to write down one action they will take to conserve water. Students can add their pledge to [www.unwater.org/bethechange](http://www.unwater.org/bethechange)
  - Encourage them to discuss their commitments with their peers.

## Water for Peace Pledge Wall

- **Objective:** Create a visual representation of all commitments to water conservation.
- **Materials needed:** Large board or cloth, student pledges, locally-sourced materials.
- **Instructions:**
  - Set up a pledge wall using locally-sourced materials where students can write or draw their water conservation pledges.
  - Display it prominently in the school.
  - Send your photos from the event to [campaigns@unwater.org](mailto:campaigns@unwater.org)

## Suggested pledges to make:

- **Save water:** Take shorter showers and don't let the tap run when brushing my teeth, doing dishes and preparing food.
- **Eat local:** Buy local, seasonal food and look for products made with less water.
- **Break taboos:** Talk about the critical connection between toilets, water and menstruation.
- **Be curious:** Find out where my water comes from and how it is shared, and visit a treatment plant to see how my waste is managed.
- **Make it equal:** Share water-fetching between women and men, girls and boys.
- **Protect nature:** Plant a tree or create a raingarden – use natural solutions to reduce the risk of flooding and store water.
- **Flush safe:** Fix leaking water and waste pipes, empty full septic tanks and report dumping of sludge.
- **Build pressure:** Write to my elected representatives about budgets for improving water at home and abroad.
- **Stop polluting:** Don't put food waste, oils, medicines and chemicals down my toilet or drains.
- **Clean up:** Take part in clean-ups of my local rivers, lakes, wetlands or beaches.





# ACTIVITY III.


## Football Match for Water Conservation

- **Objective:** Teach the importance of water conservation through a friendly football match.
- **Materials needed:** Football, water-pledging tips handouts.
- **Instructions:**
  - Organize a football match with two teams.
  - Before the match, discuss the value of water and the need for its responsible use.
  - Encourage players to share water-saving tips at halftime.
  - The winning team receives water-saving badges or certificates.

## Football Tournament for Peace

- **Objective:** Organize a friendly football tournament with a focus on teamwork and peace.
- **Materials needed:** Football, goalposts, certificates.
- **Instructions:**
  - Create teams with a mix of students.
  - Emphasize teamwork and fair play.
  - Provide certificates to all participants to celebrate their commitment to peace.
  - Send your photos from the event to [campaigns@unwater.org](mailto:campaigns@unwater.org)





This "Water for Peace" Activation Kit aims to engage school children in meaningful activities that promote water conservation and peace-building. By using art and football as central themes, we hope to inspire teamwork, creativity, a sense of responsibility for our environment and a more peaceful world. Enjoy the activities and make a positive impact! Thank you.

**Contact us:**

For questions, contact us on:  
[campaigns@unwater.org](mailto:campaigns@unwater.org) mentioning  
[World Water Day]  
in the subject heading.